



HIGH PERFORMANCE  
**TITAN**  
OIL FIELD ROPES



## OUR WORLD

Usha Martin is one of the largest manufacturers of wire ropes in the world. Our journey of more than six decades has been focused on manufacturing excellence, product innovation, technological improvements, and customer satisfaction, which has resulted in establishing Usha Martin wire ropes as one of the most preferred and trusted brands in the world.

Usha Martin proudly presents TITAN, engineered to withstand the ultimate tests of strength and meet the highest safety standards. Manufactured with cutting-edge technology, these wire ropes offer an exceptional strength-to-weight ratio, enhancing the service life of ropes used in the oil and offshore applications. TITAN oil field ropes are specifically designed to withstand the most turbulent waters deep in the ocean, boosting the productivity and efficiency of your operations. Whether exposed to deep-sea conditions or extreme mechanical stresses, these ropes are built to last, providing unmatched performance and reliability.

We hold a certificate of authority for the American Petroleum Institute (API) monogram. Our quality management system has been certified according to ISO 9001:2015 standards, along with manufacturing assessment certifications from ABS, Lloyd's, DNV, SNI, CCS, Class NK, and BV Marine & Offshore.

Oil exploration companies, renowned for their critical applications, extensively use our high-performance ropes worldwide. Our desire to excel is exhibited through our group dynamics by having manufacturing facilities in India, Thailand, Dubai, and the United Kingdom; distribution centres spread across continents; a Global Development Centre in Italy; and service centres in India, the Netherlands, Scotland, Singapore, Dubai, and Saudi Arabia. Our service-focused model has elevated Usha Martin from being a wire rope supplier to a one-stop solutions provider in collaboration with our customers.

## GLOBAL FOOTPRINT

 **60+** YEARS OF LEADERSHIP

 PRESENCE ACROSS **75+** COUNTRIES

 **06** MANUFACTURING FACILITIES

 **02** R&D CENTRES

 **250+** GROUP DISTRIBUTION CENTRES AND CHANNEL PARTNERS



## OUR CAPABILITIES

- Our state-of-the-art manufacturing facilities have the capability to produce Titan wire ropes ranging up to 140 mm in diameter.
- Our fully equipped rigging shop allows pressed terminations from 3 mm to 128 mm and wire ropes socketing up to 165 mm.
- Undergoing all kinds of destructive and non-destructive testing.
- All wire ropes undergo rigorous testing procedures to meet the technical specifications as per our customer demand for today's challenging working conditions.
- Our technical experts offer on-site installation services and conduct periodic wire ropes inspections for customers.

# TITAN STRENGTH TO RULE THE SEAS

Engineered for High  
Performance and Durability

**Our Precisely Engineered Ropes  
are Designed to Offer**

- Higher Operational Life
- Lower Downtime
- Ensure Utmost Safety
- Enhance Productivity



# TITAN ANCHOR MOORING & PENNANT ROPES

## Anchor Lines

- Deteriorating Forces
- Heavy Loads in six degrees of freedom
  - Cyclic loads (Tension & Bending)
  - Corrosion
  - Torque

- Properties required
- High Strength
  - Resistant to abrasion & fatigue
  - High elasticity to absorb shock load
  - Protection for corrosion

## Pennant Ropes

- Deteriorating Forces
- Abrasion due to Drum/Sheave under heavy load
  - Fatigue
  - Corrosion

- Properties required
- Ropes with optimum balance between
- Robustness and abrasion resistance
  - Flexibility and fatigue resistance

CONSTRUCTION		NOMINAL ROPE DIAMETER	
Rope	Strand Construction	in	mm
6x36WS	14-(7+7)-7-1	2.0 to 3 1/4	52 to 83
6x41WS	16-(8-8)-8-1	2.0 to 3 3/8	52 to 87
6x49WS	16-(8+8)-8-8-1	2 3/8 to 3 1/4	60 to 83
6x52(46)WS	18-(9+9)-9/6-1	3 3/8 to 4 1/2	87 to 115
6x61WS	20-(10+10)-10-5F-5-1	4 3/4 to 5.0	121 to 127
8x52WS	18-(9+9)-9/6-1	4 3/4 to 5 1/4	121 to 134
8x61WS	20-(10+10)-10-5F-5-1	5 1/4 to 5 1/2	134 to 140



## CONVENTIONAL ROPES


NOMINAL ROPE DIAMETER		APPROXIMATE MASS				MINIMUM BREAKING FORCE			
		AIR	WATER	AIR	WATER	EIP		EEIP	
in	mm	lb/ft	kg/m	MT	kN	MT	kN	MT	kN
<b>6 Strand Ropes</b>									
2.0	52	7.39	6.24	11.0	9.28	179	1760	197	1930
2 1/8	54	8.33	7.06	12.4	10.5	201	1970	220	2160
2 1/4	58	9.34	7.86	13.9	11.7	224	2200	247	2420
2 3/8	60	10.4	8.80	15.5	13.1	245	2400	274	2690
2 1/2	64	11.6	9.81	17.3	14.6	274	2690	301	2950
2 5/8	67	12.8	10.8	19.1	16.1	299	2930	330	3240
2 3/4	71	14.0	11.8	20.8	17.5	333	3270	360	3530
2 7/8	74	15.3	12.9	22.8	19.2	361	3540	392	3840
3.0	77	16.6	14.0	24.7	20.8	389	3810	424	4160
3 1/8	80	18.0	15.2	26.8	22.6	417	4090	458	4490
3 1/4	83	19.5	16.5	29.0	24.5	447	4380	493	4830
3 3/8	87	21.0	17.7	31.3	26.4	487	4780	528	5180
3 1/2	90	22.7	19.2	33.8	28.5	519	5090	563	5520
3 5/8	92	23.8	20.1	35.4	29.9	547	5360	598	5860
3 3/4	96	26.0	21.9	38.7	32.6	585	5740	639	6270
4.0	103	29.6	24.9	44.0	37.1	665	6520	647	6340

## SPECIAL ROPES

NOMINAL ROPE DIAMETER		APPROXIMATE MASS				MINIMUM BREAKING FORCE					
		AIR	WATER	AIR	WATER	TITAN		SUPER TITAN		TITAN MAX	
in	mm	lb/ft	kg/m	MT	kN	MT	kN	MT	kN	MT	kN
<b>6 Strand Ropes</b>											
2.0	52	7.53	6.35	11.2	9.45	208	2040	227	2222		
2 1/8	54	8.54	7.19	12.7	10.7	234	2295	254	2492		
2 1/4	58	9.54	8.06	14.2	12.0	259	2540	282	2761		
2 3/8	60	10.6	8.87	15.7	13.2	287	2814	312	3063		
2 1/2	64	11.8	9.95	17.5	14.8	316	3099	343	3365		
2 5/8	67	13.0	11.0	19.3	16.3	346	3393	376	3689		
2 3/4	71	14.2	12.0	21.2	17.9	378	3707	410	4025		
2 7/8	74	15.6	13.2	23.2	19.6	411	4030	447	4382		
3.0	77	17.0	14.3	25.3	21.3	446	4373	484	4751	504	4940
3 1/8	80	18.4	15.5	27.4	23.1	480	4707	522	5121	543	5320
3 1/4	83	19.9	16.8	29.6	25.0	517	5070	562	5512	584	5730
3 3/8	87	21.5	18.1	32.0	27.0	542	5315	602	5903	626	6138
3 1/2	90	23.1	19.5	34.4	29.0	578	5668	642	6294	680	6665
3 5/8	92	24.7	20.8	36.8	31.0	611	5991	679	6662	710	6967
3 3/4	96	26.5	22.4	39.5	33.3	645	6325	717	7029	740	7255
4.0	103	29.8	25.1	44.4	37.4	726	7119	806	7908		
4 1/8	105	31.9	26.9	47.4	40.0	745	7305	828	8119		
4 1/4	108	33.7	28.4	50.2	42.3	819	8031	910	8928		
4 1/2	115	37.8	31.9	56.2	47.4	903	8855	1004	9845		
4 3/4	121	42.1	35.5	62.6	52.8	995	9757	1105	10840		
5.0	127	46.6	39.3	69.4	58.5	1101	10796	1224	12000		
<b>8 Strand Ropes</b>											
4 3/4	121	43.1	36.4	64.1	54.1	995	9757	1105	10840		
5.0	127	47.7	40.3	71.0	59.9	1101	10796	1224	12000		
5 1/4	134	52.6	44.4	78.3	66.0	1238	12140				
5 1/2	140	57.7	48.7	85.9	72.4	1357	13310				

**NOTE:**

Wire Ropes conform to the applicable sections of API 9A



# REDEFINING THE INDUSTRY STANDARDS



# TITAN COMPACTED MOORING & ANCHOR LINE

## 8 STRAND ROPES

### Anchor Lines

- Deteriorating Forces
- Heavy Loads in six degrees of freedom
  - Cyclic loads (Tension & Bending)
  - Corrosion
  - Torque

- Properties required
- High Strength
  - Resistant to abrasion & fatigue
  - High elasticity to absorb shock load
  - Protection for corrosion


- Deteriorating Forces
- Abrasion due to Drum/Sheave under heavy load
  - Fatigue
  - Corrosion

- Properties required
- Ropes with optimum balance between
- Robustness and abrasion resistance
  - Flexibility and fatigue resistance




CONSTRUCTION	NOMINAL ROPE DIAMETER	
	in	mm
8xK36WS	2.0 to 2 3/4	52 to 68
8xK49WS	2 7/8 to 3 7/8	71 to 96
8xK52WS	4.0-5.0	103 to 127


NOMINAL ROPE DIAMETER		APPROXIMATE MASS				MINIMUM BREAKING FORCE	
		AIR	WATER	AIR	WATER	TITAN MAX	
in	mm	lb/ft		kg/m		MT	kN
2.0		8.00	6.75	11.9	10.04	234	2295
	52	8.33	7.06	12.4	10.5	245	2402
2 1/8	54	9.01	7.59	13.4	11.3	265	2599
	56	9.68	8.13	14.4	12.1	285	2795
2 1/4	58	10.15	8.54	15.1	12.7	297	2912
2 3/8	60	11.2	9.41	16.6	14.0	327	3207
2 1/2	64	12.4	10.5	18.5	15.6	366	3589
2 5/8	67	13.8	11.6	20.5	17.3	404	3962
2 3/4		15.1	12.8	22.5	19.0	444	4354
	71	15.6	13.2	23.2	19.6	458	4491
2 7/8		16.5	13.9	24.5	20.7	484	4746
	74	16.9	14.3	25.2	21.3	497	4874
3.0	74	17.9	15.1	26.7	22.5	527	5168
	77	18.3	15.5	27.3	23.0	538	5276
3 1/8	80	19.5	16.5	29.0	24.5	572	5609
3 1/4	83	21.1	17.8	31.4	26.5	619	6070
3 3/8		22.7	19.2	33.8	28.5	667	6541
	87	23.4	19.8	34.8	29.4	687	6737
3 1/2	90	24.5	20.6	36.4	30.7	717	7031
3 5/8	92	25.6	21.6	38.1	32.1	721	7070
3 3/4	96	27.5	23.2	40.9	34.5	774	7590
3 7/8		29.3	24.7	43.6	36.8	806	7904
4.0		31.3	26.3	46.5	39.2	859	8423
	103	32.1	27.0	47.7	40.2	883	8659
4 1/8	105	33.2	28.0	49.4	41.7	914	8963
4 1/4	108	35.3	29.8	52.5	44.3	971	9522
4 1/2	115	39.5	33.3	58.8	49.6	1087	10659
4 3/4	121	44.1	37.2	65.6	55.3	1213	11895
5.0	127	48.8	41.1	72.6	61.2	1342	13160



8xK36WS



8xK49WS



8xK52WS

**NOTE:**

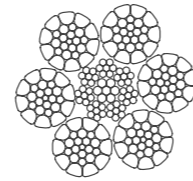
Wire Ropes conform to the applicable sections of API 9A

# TITAN COMPACTED MOORING & ANCHOR LINE


## 6 STRAND ROPES

CONSTRUCTION	NOMINAL ROPE DIAMETER	
	in	mm
6xK36WS	2.0 to 2 1/4	52 to 58
6xK41WS	2.0 to 2 1/4	52 to 58
6xK49WS	2 3/8 to 3 1/4	60 to 83
6xK52WS	3 3/8 to 4	87 to 103

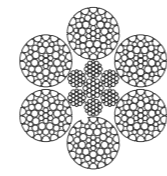
NOMINAL ROPE DIAMETER		APPROXIMATE MASS				MINIMUM BREAKING FORCE	
		AIR	WATER	AIR	WATER	TITAN MAX	
in	mm	lb/ft		kg/m		MT	kN
2.0		7.80	6.57	11.6	9.78	234	2295
	52	8.20	6.92	12.2	10.3	245	2402
2 1/8	54	8.87	7.46	13.2	11.1	264	2589
	56	9.48	8.00	14.1	11.9	284	2785
2 1/4	58	9.95	8.40	14.8	12.5	296	2903
2 3/8	60	10.9	9.21	16.2	13.7	326	3197
2 1/2	64	12.2	10.3	18.2	15.3	365	3579
2 5/8	67	13.5	11.4	20.1	17.0	403	3952
2 3/4		14.8	12.5	22.0	18.6	443	4344
	71	15.3	12.8	22.7	19.1	457	4481
2 7/8		16.1	13.6	24.0	20.2	483	4736
	74	16.6	14.0	24.7	20.8	496	4864
3.0		17.6	14.9	26.2	22.1	526	5158
	77	17.9	15.1	26.7	22.5	537	5266
3 1/8	80	19.1	16.1	28.4	24.0	571	5599
3 1/4	83	20.7	17.5	30.8	26.0	618	6060
3 3/8		22.2	18.8	33.1	27.9	666	6531
	87	22.9	19.4	34.1	28.8	686	6727
3 1/2	90	23.9	20.2	35.6	30.0	716	7021
3 5/8	92	25.7	21.6	38.2	32.2	743	7286
3 3/4	96	27.6	23.3	41.0	34.6	797	7815
3 7/8		29.4	24.8	43.7	36.9	830	8139
4.0		31.3	26.4	46.6	39.3	885	8678
	103	32.1	27.1	47.8	40.3	909	8914



6xK26WS



6xK49WS



6xK52WS

**NOTE:**

Wire Ropes conform to the applicable sections of API 9A

# TITAN DRILLING LINES

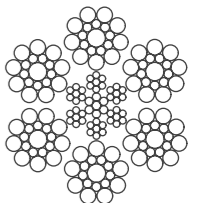
- Deteriorating Forces
- Abrasion
  - Drum/sheave wear fatigue
  - Crushing forces from multi-layer winding on drum
  - Shock load

- Properties required
- Flexibility
  - Abrasion resistance
  - Stable construction to absorb crushing forces

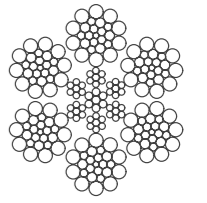
CONSTRUCTION	NOMINAL ROPE DIAMETER	
	in	mm
6x19S	1.0 to 1 1/2	25 to 38
6x26WS	1 1/4 to 2 1/4	32 to 58

## DRILLFLEX

NOMINAL ROPE DIAMETER		APPROX. MASS		MINIMUM BREAKING FORCE			
				EIP		EEIP	
in	mm	lb/ft	kg/m	MT	kN	MT	kN
1.0	26	1.85	2.75	46.9	460	51.6	506
1 1/8	29	2.34	3.48	58.9	578	64.9	636
1 1/4	32	2.89	4.30	72.5	711	79.7	782
1 3/8	35	3.49	5.19	87.1	854	96.2	943
1 1/2	38	4.16	6.19	103	1010	113	1110
1 5/8	42	4.88	7.26	119	1170	133	1300
1 3/4	45	5.66	8.42	139	1360	153	1500
1 7/8	48	6.49	9.66	158	1550	174	1710
2.0	52	7.39	11.0	179	1760	197	1930
2 1/8	54	8.34	12.4	201	1970	220	2160
2 1/4	58	9.35	13.9	224	2200	247	2420



6x19S



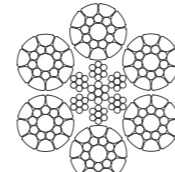
6x26WS

**NOTE:**

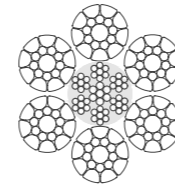
Wire Ropes conform to the applicable sections of API 9A

# DRILLFORM

NOMINAL ROPE DIAMETER		APPROX. MASS		MINIMUM BREAKING FORCE			
in	mm	lb/ft	kg/m	1770		1960	
				MT	kN	MT	kN
1.0	26	2.00	2.97	47.0	461	53.9	529
1 1/8	29	2.53	3.76	59.6	584	68.3	670
1 1/4	32	3.12	4.64	73.5	721	84.3	827
1 3/8	35	3.77	5.61	88.9	872	102	1000
1 1/2	38	4.37	6.50	104	1023	120	1176
1 5/8	42	5.13	7.63	122	1203	120	1380
1 3/4	45	5.95	8.85	142	1393	163	1600
1 7/8	48	6.83	10.2	163	1599	187	1838
2.0	52	7.77	11.6	185	1819	213	2090
2 1/8	54	8.76	13.0	206	2022	237	2328
2 1/4	58	9.83	14.6	231	2270	266	2613



6xK19S



6xK19S\_CUSH

# TITAN RISER TENSIONER ROPES


## 6 STRAND ROPES

- Deteriorating Forces**
- Continuous bending loads
  - Fatigue (Bending & Tension)
  - Sheave and Drum wear
  - Crushing/internal wire pressure


- Properties required**
- High degree of flexibility
  - Fatigue resistance
  - Resistant to drum and sheave wear or abrasion resistance
  - Superior quality core

CONSTRUCTION	NOMINAL ROPE DIAMETER	
Rope	in	mm
6x26WS	1.0 to 1 3/4	25 to 45
6x36WS	1 3/4 to 2.0	45 to 52

NOMINAL ROPE DIAMETER		APPROX. MASS		MINIMUM BREAKING FORCE	
in	mm	lb/ft	kg/m	EIP	
				MT	kN
1.0	26	1.85	2.75	46.9	460
1 1/8	29	2.34	3.48	58.9	578
1 1/4	32	2.89	4.30	72.5	711
1 3/8	35	3.49	5.19	87.1	854
1 1/2	38	4.16	6.19	103	1010
1 5/8	42	4.88	7.26	119	1170
1 3/4	45	5.66	8.42	139	1360
1 7/8	48	6.49	9.66	158	1550
2.0	52	7.39	11.0	179	1760




6xK26WS



6xK36WS

**NOTE:**  
Wire Ropes conform to the applicable sections of API 9A



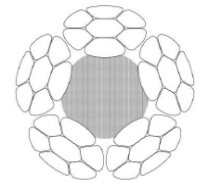


## SWAGED ROPE FOR SANDLINE & TUBING LINE

### Sandline

- Advantages
- Crush Resistant with Improved surface contact
  - High Breaking Force
  - Improved Spooling
  - Abrasion resistant due to larger outer wires

NOMINAL ROPE DIAMETER		APPROX. MASS		MINIMUM BREAKING FORCE	
in	mm	lb/ft	kg/100m	IPS	
				kN	MT
7/16	11.11	0.38	56.55	92	9.38
1/2	12.7	0.5	73.8	118	12
9/16	14.28	0.63	93.3	145	14.8
5/8	15.88	0.78	115.5	180	18.4



5x7 + Fibre (Swaged)

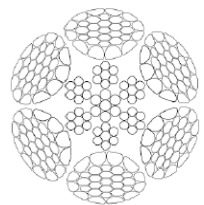
**NOTE:**

Other size, construction, MBL are available on demand

### Tubing Line

- Advantages
- Improved abrasion Resistance due to larger surface contact
  - High Breaking Force
  - Improved Spooling and resistance to crushing
  - Improved fatigue life

NOMINAL ROPE DIAMETER		APPROX. MASS		MINIMUM BREAKING FORCE	
in	mm	lb/ft	kg/m	IPS	
				kN	MT
7/8	22.23	1.62	2.414	434	44.3
1	25.4	2.12	3.152	567	57.8
1 1/8	28.58	2.68	3.99	718	73.2



6x31WS + IWRC (Swaged)

**NOTE:**

Other size, construction, MBL are available on demand

**NOTE:**

Other size, construction, MBL are available on demand

# SEALUBE

## Advanced Lubricant Retention System

### Ensures Maximum Operational Efficiency. Superior Marine Protection.

#### Overcoming marine extremes

Demanding deep-sea installations, offshore wind projects, and A&R operations expose wire ropes to the harshest marine environments. These extreme conditions often cause grease washout, which significantly impacts operational performance, increases maintenance costs, and risks damaging the delicate marine ecosystem.

#### Sealube Solution

To complement the unmatched strength of TITAN ropes, Usha Martin's Sealube Lubricant Retention System utilizes a high-grade engineered membrane that protects the core of our tailored marine wire ropes by trapping lubricant inside.

## SEALUBE Features

- **Engineered Membrane**  
High-grade shield protecting the rope core.
- **Zero Degradation**  
Stable integrity during temperature increases in operation.
- **Highest Flexibility**  
Maintains maximum rope flexibility currently available.
- **Enhanced Rope Life**  
Higher endurance through increased grease retention. Engineered thickness ensures stable geometry and consistent spooling.
- **Eco-Stewardship**  
A green solution with no microplastic emissions and minimal discharge of polluting media into seawater.



## TECHNICAL EFFICIENCY

SEALUBE provides an enhanced solution compared to traditional extruded core options, ensuring lubricant remains where it is needed most—inside the rope.

**NOTE:**  
Environment Friendly Lubricant (EAL) can also be applied upon demand.

METRIC – IMPERIAL DIAMETER CONVERSION											
in	mm	in	mm	in	mm	in	mm	in	mm	in	mm
5/32	3.97	1/2	12.7	15/16	23.8	1 1/2	38.1	2 1/2	63.5	4 1/4	108.0
3/16	4.76	9/16	14.3	1.0	25.4	1 5/16	41.3	2 3/4	69.9	4 1/2	114.3
7/32	5.56	5/8	15.9	1 1/16	27.0	1 3/4	44.5	3.0	76.2	4 3/4	120.7
1/4	6.35	11/16	17.5	1 1/8	28.6	1 7/8	47.6	3 1/4	82.6	5.0	127.0
5/16	7.94	3/4	19.0	1 3/16	30.2	2.0	50.8	3 1/2	88.9		
3/8	9.53	13/16	20.6	1 1/4	31.8	2 1/8	54.0	3 3/4	95.3		
7/16	11.1	7/8	22.2	1 3/8	34.9	2 1/4	57.2	4.0	101.6		

CONVERSION TABLE				
Length	1m	= 1000mm	= 3.281ft	= 39.37 inch
Force	1kN	= 101.97kp	= 0.10197 t metric-f	= 224lbs-f
Tensile Strength	1N/mm <sup>2</sup>	= 0.10197 kp/mm <sup>2</sup>	= 145.04 PSI	= 10 bar
Cross Section	1 mm <sup>2</sup>	= 0.00155 in <sup>2</sup>		
Weight	1 metric t	= 1000kg = 1.102 short t	= 0.9842 long t	= 2204.6 lbs
Weight per Length Unit	1 kg/m	= 0.672 lbs/ft		

## SAFETY INFORMATION

Any performance specifications are conditional on proper rope diameter, construction & grade of rope tensile; on proper design & maintenance of mechanical equipment on which the wire rope is used and on proper storage, handling, maintenance and periodic inspection of such products during the period of use.

Inspect wire ropes and consult industry and equipment manufacturer recommendations before each use. The Usha Martin wire ropes may not perform as expected if it is damaged, abused, overused or improperly maintained.

### Disclaimer

All statements, technical information and recommendations contained herein are believed to be reliable, but no guarantee is given as to their accuracy and/or completeness. The user must determine the suitability of the product for his own particular purpose, either alone or in combination with other products and shall assume all risk and liability in connection therewith.

Whilst every attempt has been made to ensure accuracy in the content of the tables, the information contained in this catalogue does not form any part of a contract.



## CORPORATE OFFICE

### USHA MARTIN LIMITED

2A, Shakespeare Sarani 'Mangal Kalash'  
Kolkata-700 071  
Phone: +91 33 71006300 / +91 33 71006492  
Email: contact@ushamartin.co.in

## INDIA OFFICES

### NORTH REGIONAL OFFICE

#### USHA MARTIN LIMITED

825 & 826, 8th Floor,  
World Trade Tower  
Plot-1, Block- B, Sector-16, Noida, U.P. - 201301  
Phone: +91 120 6286129  
Email: marketing-north@ushamartin.co.in

### EAST REGIONAL OFFICE

#### USHA MARTIN LIMITED

2A, Shakespeare Sarani 'Mangal Kalash'  
Kolkata - 700071  
Phone: +91 33 71006492  
Email: marketing-east@ushamartin.co.in

### SOUTH REGIONAL OFFICE

#### USHA MARTIN LIMITED

VKR Tower, No. 14, First Avenue, Ground Floor,  
Ashok Nagar, Chennai - 600083  
Phone: +91 44 47885020  
Email: marketing-south@ushamartin.co.in

### WEST REGIONAL OFFICE

#### USHA MARTIN LIMITED

Office No. 1001/1002, Chandak Chambers,  
Near WEH Metro Station, Andheri Kurla Road,  
Andheri (E), Mumbai - 400 069  
Phone: +91 22 6239 0290  
Email: marketing-west@ushamartin.co.in

## INTERNATIONAL OFFICES

### USHA MARTIN AMERICAS, INC

1301 Hays Street  
Houston, TX 77009  
Phone: +1 713 676 1800  
Email: sales@ushamartinus.com

### EMM CORP

Howe Moss Place,  
Kirkhill Industrial Estate Dyce,  
Aberdeen AB 21 OGS, Scotland, UK  
Phone: +44 1224 77 5151  
Email: info@emmcop.com

### BRUNTON SHAW UK

Sandy Lane, Worksop, S80 3ES, UK  
Phone: +44 1909 537 600  
Email: info@brunton-shaw.co.uk

### DE RUITER STAALKABEL B.V.

Kerkeplaat 10, 3313 LC Dordrecht  
The Netherlands  
Phone: +31 (0) 78 - 8200600  
Email: sales@drstk.nl

### BRUNTON WIRE ROPES FZCO.

P.O. Box 17491, M00301  
Jebel Ali Free Zone, Dubai U.A.E  
Phone: +971 50 4503717  
Email: sm@bsme-uae.com

### EMM CORP SAUDI ARABIA

Brunton Wire Ropes Industrial Company Limited  
P3511 Al Ameer Sultan - Al Jawharah Dist.  
Unit No. 15, Al Khobar 34434-9497,  
Kingdom of Saudi Arabia  
Phone: +966 138126266  
Email: rahat@emm-saudi.com

### USHA SIAM STEEL INDUSTRIES PUBLIC COMPANY LIMITED

66 Q House Asoke Building,  
12th Floor, Unit 1207 Sukhumvit 21 road,  
North Klongtoey, Wattana, Bangkok 10110  
Phone: +662 261 7361-4  
E-mail: info@ushasiam.com

### USHA MARTIN SINGAPORE PTE LIMITED

91 Tuas Bay Drive, Usha Martin Building,  
Singapore - 637307  
Phone: +65 6265 7756  
Email: sales@umsingapore.com

### USHA MARTIN AUSTRALIA PTY LTD

Sydney Office: Unit 2, 7 Tarlington Pl,  
Smithfield NSW 2164  
Phone: +61 411 095 983  
Perth Office: 31 Colin Jamieson Drive,  
Welshpool WA 6106 Phone: +61 419 939 567  
Email: marketing-australia@ushamartin.co.in

### USHA MARTIN VIETNAM CO. LTD

18A, D2 Street, Ward 25,  
Binh Thanh District, Ho Chi Minh City,  
S.R Vietnam  
Phone: +84 28 3512 2209  
Email: qui@umvietnam.com.vn

### PT. USHA MARTIN INDONESIA

Konica Building 3A Floor Jl.  
Gunung Sahari Raya 78 Jakarta 10610,  
Indonesia  
Phone: +62 21 42870794  
Email: marketing-indonesia@ushamartin.co.in

### USHA MARTIN ITALIA S.R.L

Via Antonio Segni 6  
25062 Concesio (BS), Italy.  
Phone: +39 030 7741330  
Email: info@ushamartin.it